

Recycling Basics

Recycling is easy to do and makes a big difference to the environment!
Check inside for a comprehensive guide of the materials you can recycle.
Thanks for your support and participation!

PAPER RECYCLABLES



CONTAINER RECYCLABLES



Reduce ~ Reuse ~ Recycle

RED BOX RECYCLING PAPER

This guide will assist you in recycling all your paper products. All paper products should be placed in your RED recycle box or, in the case of overflow, a cardboard box.

Note: The products listed in this flyer are only **EXAMPLES** of what can be recycled in our program. There are many other paper products that can be recycled as well. Keep this tip in mind when it comes to paper recycling... 'if you can RIP it, you can RECYCLE it!'

Do NOT Place In Red Box

X Please do **NOT** place plastic bags in the recycle boxes. They are **NOT** accepted in our program.

X Laminated paper (paper covered in plastic) cannot be recycled.

X Potato chip bags are metallic - they cannot be recycled.

Place the materials listed below in the **RED** box.

Kitchen Paper

- Newspapers & Inserts
- Magazines
- Flyers
- Phone Books
- Junkmail
- Bills / Statements
- Cookie / Cereal Boxes
- Cracker Boxes
- Egg Cartons
- Frozen Food Boxes
(Lean Cuisine, Stouffers, etc.)
- Tim Horton's Cups
(no lids)



- Paper Towels
- Brown Paper Bags
- Sugar Bags
- Pet Food Bags
- Paper Towel Rolls
- French Fry Cartons
(just the carton - no fries)
- Fast Food Paper Bags
- KFC Bucket



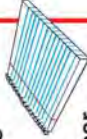
Laundry Room Paper Products

- Dryer Sheet Boxes
- Detergent Boxes
- Swiffer Boxes
(i.e. dusting sheets, mopping sheets, etc.)
- Magic Eraser Boxes
- Paper Packaging



Home Office Paper

- Bills / Statements
- File Folders
- Gift Cards, Gift Boxes
- Envelopes
- Junkmail
- Paperback Books
- CD/DVD Boxes
(no jewel covers)
- Notebooks
- Computer Paper
- Photo Paper
- Glossy Paper
- Construction Paper
- Wrapping Paper



Bathroom Paper

- Toothpaste Boxes
- Razor Boxes
- Toilet Paper Boxes
(i.e. colognes, make up, etc.)
- Feminine Hygiene Boxes
(i.e. Playtex, Always, Tampex etc.)
- Toilet Paper Tubes
- Kleenex Boxes
- Soap Boxes



Other Paper Products

- Paper Packaging
(i.e. from tools, car care products, etc.)
- Paper Packaging
(i.e. from electronic devices, cell phones, radios, video games, etc.)



Cardboard

Cardboard should be flattened (where possible), bundled & placed **BESIDE** the Red Box - 30" x 30" x 8" - or insert smaller boxes into larger boxes for collection.

- Pizza Boxes
- Shipping Boxes
- Supply Boxes



EASY TO DO!

If you are unsure of whether or not a paper product can be recycled - try to rip it. If you can - it should be **RECYCLED**.

Hardcover books can be recycled as well - just remove the outer cover - and recycle the inside.



- Please use your Red Box for paper products.
- Place all your paper **LOOSE** in the Red Box.
- Please remove all plastic inserts or wrappers from the newspaper.

BLUE BOX RECYCLING CONTAINERS

This guide will assist you in recycling your containers (cans and bottles).

ALL EMPTY containers should be placed in the Blue Box or, in the case of overflow, a clear, plastic, OPEN bag.

Note: The products listed in this flyer are only **EXAMPLES** of what can be recycled in our program. There are many other containers that can be recycled.

Remember: When it comes to plastic bottles - Check the Neck!



If the plastic bottle has an opening **SMALLER** than the base - recycle it!

Place the materials listed below in the BLUE BOX.

Containers **MUST** be empty of product.

Kitchen Containers

Place all the items listed below and to the right - LOOSE in the Blue Box. Rinse, remove & recycle metal lids, and discard plastic lids. Ensure that the container is EMPTY.

Metal / Aluminum Cans

- Pop / Soda
- Juice
- Soups
- Coffee
- Vegetable
- Pet Food
- Tuna / Crab



Kitchen Containers

Glass Jars

- Mayo Jars
- Salsa Jars
- Spreadable Cheese
- Relish
- Jam Jars



Aerosol Cans

- Cool Whip
- Pam Cooking Spray
- Deodorizers
- Endust / Cleaners

Laundry Room Containers

Plastic Bottles

- Laundry Detergent
- Spot Removers
- Windex Bottles
- Toilet Cleaners
- Spray Bottle Cleaners



Bathroom Containers

Plastic Bottles

- Shampoo
- Conditioner
- Body Lotion
- Face Lotion
- Body Wash
- Hand Soap
- Bubble Bath
- Pepto Bismol
- Cough Syrup



Glass Jars

- Eye Cream
- Face Cream
- Face Scrubs



Aerosol Cans

- Body Spray
- Shaving Cream
- Spray Deodorants
- Hair Sprays
- Hair Mousse
- Room Deodorizers



Other Containers

- Windshield Washer
- Adhesive Bottles
- Spray Paint Bottles
- Car Wash Bottles
- Metal Paint Cans

Paint cans must be empty and have the lid removed. No plastic paint cans.

New To The Blue Box

You can now recycle plastic TUBS & LIDS in your Blue Box.

- Ice Cream Tubs
- Margarine Tubs
- Cottage Cheese Tubs
- Yogurt Tubs
- Sour Cream Tubs
- Dip & Spread Tubs

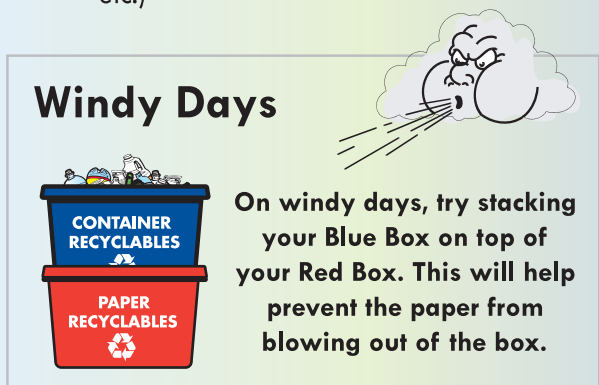
Container should be EMPTY and lid removed - place both tub and lid in the Blue Box.



- Place all your containers LOOSE in the Blue Box.
- Empty containers of product.
- If you have purchased a larger Blue Box, it must be used for CONTAINERS only.
- Metal lids can be recycled in the Blue Box.
- Plastic lids should be discarded - tubs lids can be recycled.

Recycling is simple! Just follow these 'easy to use' guidelines! If you have a question - call us 1-800-563-3377.

- ✓ Collect all items that are considered "recyclable". (see inside for a detailed list). Remember the list inside is only a guideline, there are simply too many recyclable products to list fully.
- ✓ Place the recyclables in the appropriate box (i.e. paper in the RED box, containers in the BLUE box).
- ✓ Place the recycle boxes out for collection on your regular recycling day. *Check with your waste collection calendar if you do not know your day. Visit our website if you do not have a calendar.*
- ✓ When it comes to paper - if you can rip it, you can recycle it.
- ✓ When it comes to plastic - recycle plastic bottles and jugs ONLY.
- ✓ Run out of room?
Red Box: Use a cardboard box for the overflow. Blue Box: Use a clear plastic bag and place beside your Blue Box.
- ✗ Remember, **NO small plastic shopping bags in the recycle boxes.** (Plastic bags contaminate the recyclables).
- ✗ Do **NOT place full containers in recycle boxes.** Make sure all products are completely empty.
- ✗ **No broken glass or window glass** in the recycle boxes.
- ✗ **No clamshell containers**, or other styrofoam containers in the recycle boxes.
- ✗ **No ceramics in the recycle boxes.** They will NOT be collected. (i.e. dishes, vases, pottery, etc.)



Windy Days

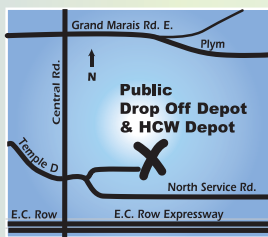
On windy days, try stacking your Blue Box on top of your Red Box. This will help prevent the paper from blowing out of the box.

Public Drop Off Depots

Drop Off Depots in Windsor and Kingsville:

Take advantage of our Depots to dispose of excess Garbage, Yard Waste, Household Chemical Waste (HCW) and Recyclables. Residents can drop off recyclables, cardboard, metal items (including appliances), yard waste (including leaves, tree trimmings & grass clippings), household chemical waste, tires and garbage. All recyclables, and household chemical waste can be dropped off FREE OF CHARGE.

Windsor



3560 North Service Rd. East

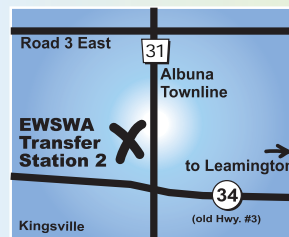
Hours of Operation:

Monday - Saturday
March thru November
8:00 a.m. to 4:45 p.m.

Dec., Jan., & Feb.

8:30 a.m. to 4:00 p.m.
Sat.: 9:00 a.m. to 12:45 p.m.

Kingsville



2021 Albuna Townline (County Rd. 31)

Hours of Operation:

Monday - Saturday
May thru October
8:00 a.m. to 4:45 p.m.
Sat.: 8:00 a.m. to 1:45 p.m.

November thru April

8:30 a.m. to 4:15 p.m.
Sat.: 9:00 a.m. to 12 noon